

# Traffic Film Remover



When dosing concentrate chemicals always use the recommended PPE, and always read the labels to check best practice for handling both the undiluted & ready to use solutions.

## Product Usage Guide

### Professional



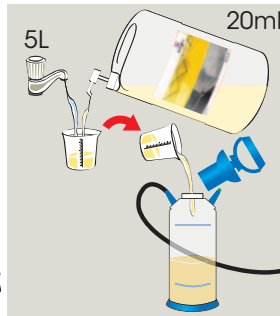
### BA100-25



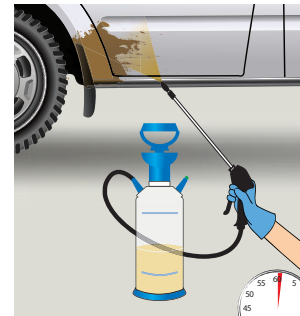
#### General Soilage




**1** Use appropriate PPE as indicated in the Safety Data Sheet and place Safety Signs.



**2** Dilute 20ml per 5 litres cold water into a pressure sprayer.



**3** Spray surface. Wait 1 minute.



**4** Agitate if necessary using soft sponge or non scratch vehicle brush.

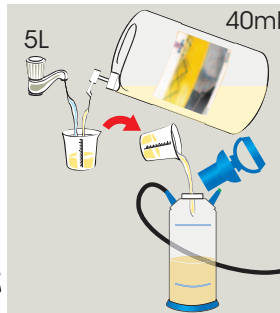


**5** Hose down with clean water and remove Safety Signs.

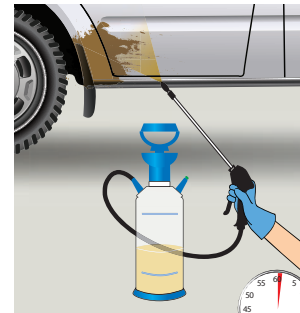
#### Heavy Soilage & Chasis




**1** Use appropriate PPE as indicated in the Safety Data Sheet and place Safety Signs.



**2** Dilute 40ml per 5 litres cold water into a pressure sprayer.



**3** Spray surface. Wait 1 minute.



**4** Agitate if necessary using soft sponge or non scratch vehicle brush.



**5** Hose down with clean water and remove Safety Signs.

#### Health & Safety

Please refer to relevant COSHH Safety Data Sheet



Scan for further product details