

BF012-5

# Foam Hand Sanitiser Alcohol Free 5L



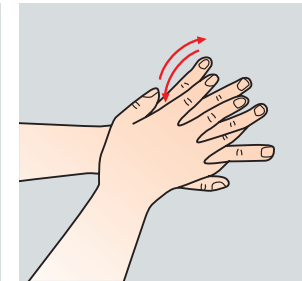
**1** Use pelican pump on 5L to dispense into smaller bottle or dispenser.



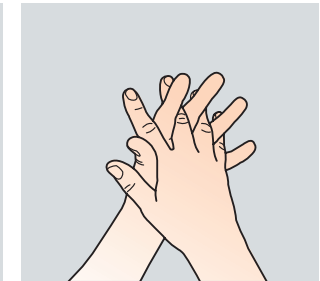
**2** Apply 2 - 3 pumps into clean, dry, cupped hands.



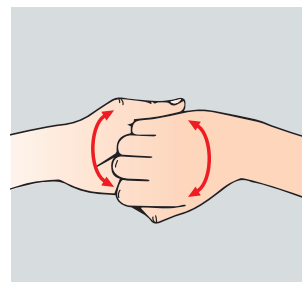
**3** Rub hands palm to palm.



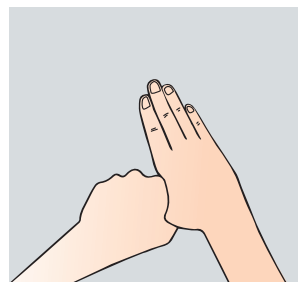
**4** Rub back of each hand with palm of other hand with fingers interlaced.



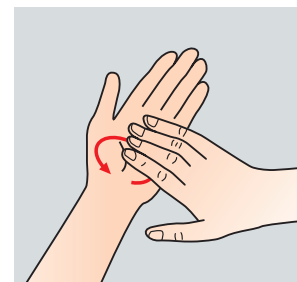
**5** Rub palm to palm with fingers interlaced.



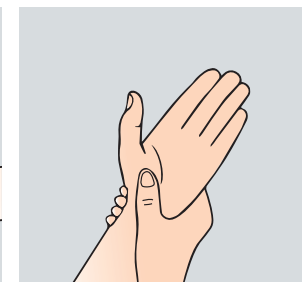
**6** Rub with back of fingers to opposing palms with fingers interlocked.




**7** Rub each thumb clasped in opposite hand using rotational movement.



**8** Rub fingers in opposite palm in a circular motion.



**9** Rub each wrist with opposite hand.



**10** Rub until hands are dry. Steps 1 - 8 should take at least 30 seconds.



Scan me for further product details including COSHH Safety Data Sheet



Ensure any cuts and abrasions are covered with a clean waterproof plaster.



[www.jangro.net](http://www.jangro.net)