

BF051-1 Cleaner & Degreaser



For use
on Ovens
& Grills



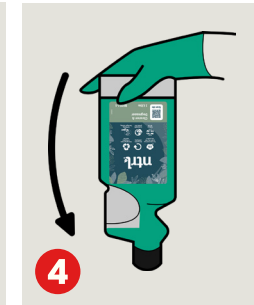
1 Place safety Sign.



2 Use appropriate PPE as indicated in the safety data sheet.



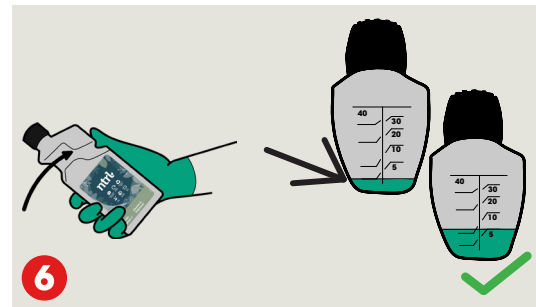
3 Remove any loose debris from the surface.



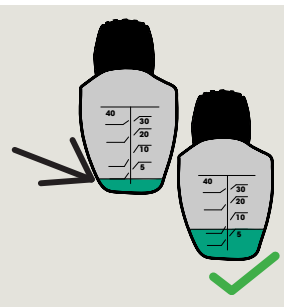
4 Invert the dosing bottle to fill the measuring chamber



5 Once filled, check that the liquid is at the desired level.



6 If there is too much liquid dispensed, tilt bottle to the line below the desired amount e.g. 5ml.



7 This will result in the correct amount being left once the bottle is stood once again.



8 Dilute with water 1x12 ml (1:50) to 600ml of cold water.



9 Spray onto surface.



10 Wipe with damp cloth & allow to air dry - no rinsing necessary.



11 Remove safety signs.

Areas of Use



WARNING



Scan me for further product details including COSHH Safety Data Sheet



Cleaning equipment must be cleaned with products from the ntrl range, do not mix with other cleaning chemicals.

