

# Acidic Toilet Cleaner & Limescale Remover



When dosing concentrate chemicals always use the recommended PPE, and always read the labels to check best practice for handling both the undiluted & ready to use solutions.

## Product Usage Guide

### PREMIUM



## BC061-1



### Stubborn Stains and Descaling:

**Dilution Rates:**  
**Removing Body Fat -**  
Dilute 200ml per 5 litres of hot water (1:25).  
**Stainless Steel and Porcelain -**  
Dilute 100ml per 5 litres of hot water (1:50).  
**Light Soiling, Walls, Ceramic Tiles -**  
Dilute 20ml per 5 litres of hot water (1:250).

### Areas for use

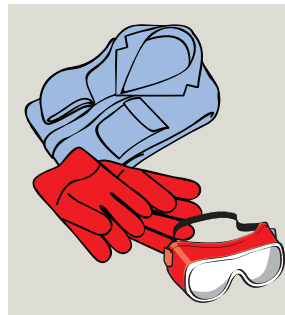


Scan for further product details



### Health & Safety

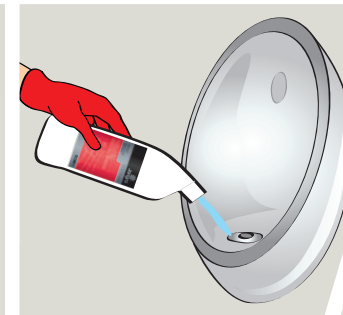
Please refer to relevant COSHH Safety Data Sheet




**1** Use appropriate PPE as indicated in the Safety Data Sheet.



**2** Place Safety Signs.



**3** Push back water and apply undiluted solution to the urinal, toilet bowl and under the rim.



**4** Leave for 5 minutes.



**5** Agitate with brush if necessary.



**6** Flush with clean water.



**7** Remove Safety Signs.



Causes severe skin burns and eye damage. If swallowed, rinse mouth immediately.



www.jangro.net